

myParish APP instructions:



If you haven't download the app yet, on your phone:

Text APP to 88202 to download the free myParish App.

It will text you a link, click on it and follow instructions, it will ask to open the app store and show you the myParish app, select to download and when complete, click on the OPEN button. Then follow the next steps below:

It will ask to you to allow push messaging:

Allow it.

You can see a 4-screen preview:

View or skip.

It will ask to you to allow location:

Allow it, *this helps you find the parish, used in MassMode and other travel helps.*

Selecting Epiphany of the Lord in the app:

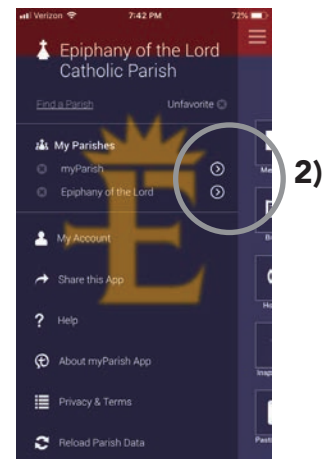
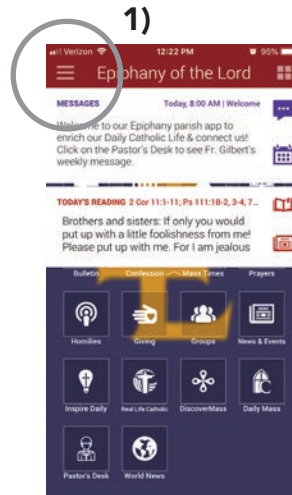
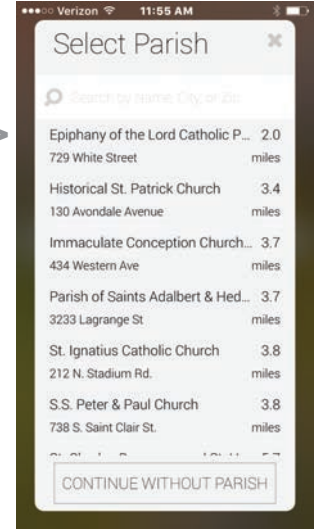
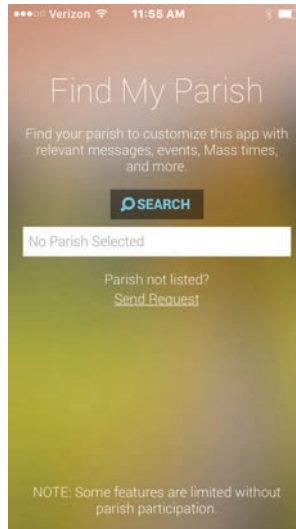
If this is your first time opening the APP, it will walk you through the steps to select our parish. You can use most of the App features without setting up an account.

Create an Account: To set up an account, you can create an account with name, email, password (8 characters) & birthday. Then you can select Epiphany as your favorite and receive messages for groups you join.

If you already have the App on your phone, to Select Epiphany of the Lord in the app:

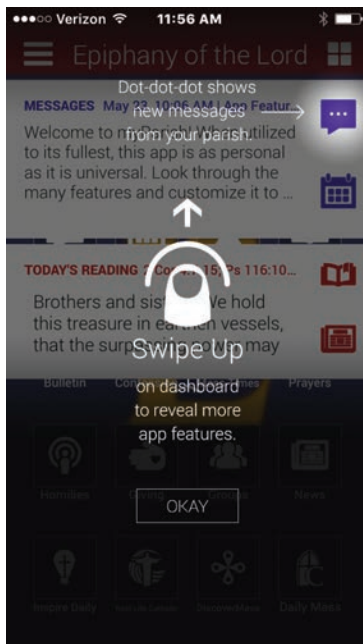
1) Open myParish app. Click on the "3bar icon" in upper left corner and the click on **Find a Parish**, select **Epiphany of the Lord** and it will give you a chance to save that as your favorite.

2) You can have another in that list also - if you do, you can come to this page of the app and select the > button next to the other churches in your list and it will show you their content.



Your Messages and the Daily Scripture readings are in the 2 white boxes

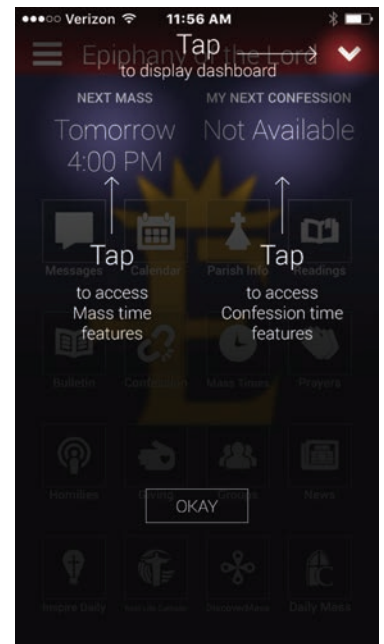
You can swipe up to hide them and reveal all the app features



You can tap the down arrow to display the dashboard with Messages & Daily Scripture.

Tap the Next Mass to access Mass time features.

Tap My Next Confession to access Confession time features.



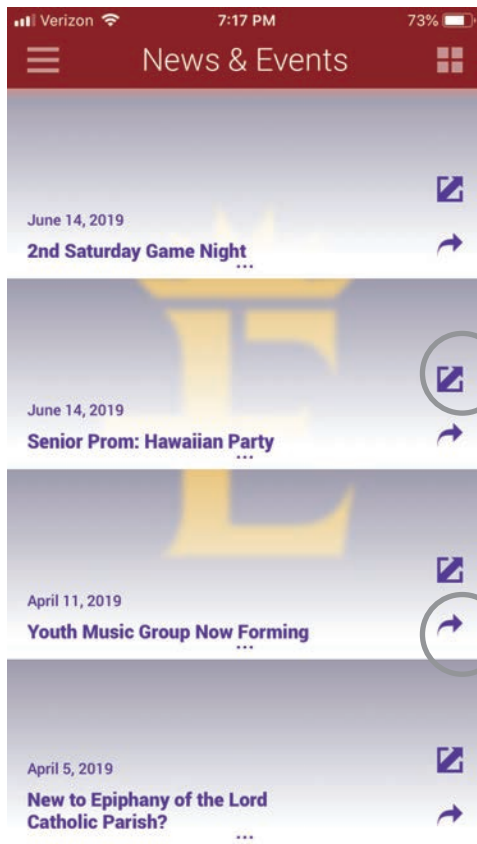
Explore the other App features

Those that access various sources take a moment to download it, then it will be immediate access the next time you use that feature.



Quick Access from Main panel above ^

- 3) Click to review Messages
- 4) Click to review Parish Calendar
- 5) Click to review the Daily Scriptures used at Mass.
- 6) Click to review Epiphany News & Events



When there is a list, like shown here in EOL News & Events

Click on the individual events to see the dates and details as a text only explanation.

(Note the date shown in this list, is only the posting date, not the date of the event.)

View this on your phone directly on the website by clicking on the box with the upward arrow:

This shows it in larger type and includes any photos shown on the website. You will be viewing through your internet browser. You will have to click back to your myParish app to continue in the app.

Share this by clicking on the arrow that is pointing right:

Then select any options you have on your phone, send through text messages, Facebook, email or other sharing sources. After you share, the screen will automatically return to your myParish app.